

# QOLD FUSION™

MAKE ROOM FOR COOL



THE WORLD'S FIRST LUXURY RESIDENTIAL WALK-IN COLD PANTRY

# REIMAGINED REFRIGERATION FOR THE HOME

## STYLE

Goldfusion luxury appliances embody the perfect balance of beauty and performance, seamlessly elevating any kitchen design. Choose from bold stainless-steel doors that command attention or panel-ready options that blend flawlessly with custom cabinetry. Precision-engineered, patent-pending hinges ensure a flush and fully-integrated aesthetic, enhancing the kitchen's elegance with quiet sophistication.



## COMFORTABLY COOL

The patented Qflow360™ Air Walls deliver a truly transformative cooling experience, preserving food freshness longer while maintaining a quiet, tranquil environment. Designed to reduce the detectable wind chill common in traditional walk-ins, Qflow360™ surrounds provisions in gentle, even air circulation. With precise temperature control, customizable ranges, and remarkable energy efficiency, it offers the ultimate balance of comfort, performance, and preservation.



## CONVENIENCE

The Goldfusion Cold Pantry brings order and clarity to the modern home. Every item is organized, visible, and within effortless reach. Choose from Cold Pantry, Dual-Temp, or Freezer Pantry configurations to streamline storage in a single, efficient walk-in space. Enhance accessibility with the optional **Grab & Go Door** for easy access to everyday essentials without the need to enter.

## WALK-IN TO THE WORLD OF LUXURY COOLING

Backed by decades of expertise in commercial refrigeration, Goldfusion has elevated luxury home cooling to an art form. By seamlessly blending innovation, design, and patented technology, we deliver a level of comfort, performance, and quiet sophistication found nowhere else in a walk-in.

From the beginning, Goldfusion envisioned refrigeration as a defining feature of the home, not merely the kitchen, and created the Cold Pantry: a meticulously designed, elegantly organized environment that preserves and enhances the life of every provision. Featuring options such as viewing windows, grab-and-go doors, precision-organized drawers, multi-tap beverage centers, and dry-aging lockers, the Cold Pantry unites functionality with indulgence.

Whether it's the **Cold Pantry** or our **Dual Temp** model, a walk-in refrigerator with an internal reach-in or step-in freezer, Goldfusion provides bespoke design, professional installation, and a comprehensive white-glove experience.



## QOLDFUSION FEATURES

### TFT TOUCHSCREEN WITH SMARTPHONE INTERFACE


The illuminated TFT color touchscreen and the accompanying smartphone app provide a highly intuitive, modern control interface blending ease of use, flexibility, and convenience.

### rPOD™ REMOTE REFRIGERATION

"The art of refrigeration, refined". Moves refrigeration noise, vibration, and heat out of your living space, and can go up to 150ft away from the walk-in. Outdoor-certified for peak performance in any climate, the rPod™ installs discreetly on a wall, pad, or in a ventilated mechanical room. Choose with standard brushed 304 stainless finish or custom powder-coated color. One powers "All-Refrigerator" systems; two drive "Dual-Temp." systems; two drive "Dual-Temp." Dimensions: 24" W x 30" L x 19" H.

*NOTE: For greater distances, increased compressor size may be required.*

### OPERATING ELECTRICAL POWER COST PER YEAR (per/CU. FT.)



## QOLDFUSION FEATURES

### EXCLUSIVE REFRIGERATED AIR CURTAIN / AIR DAM

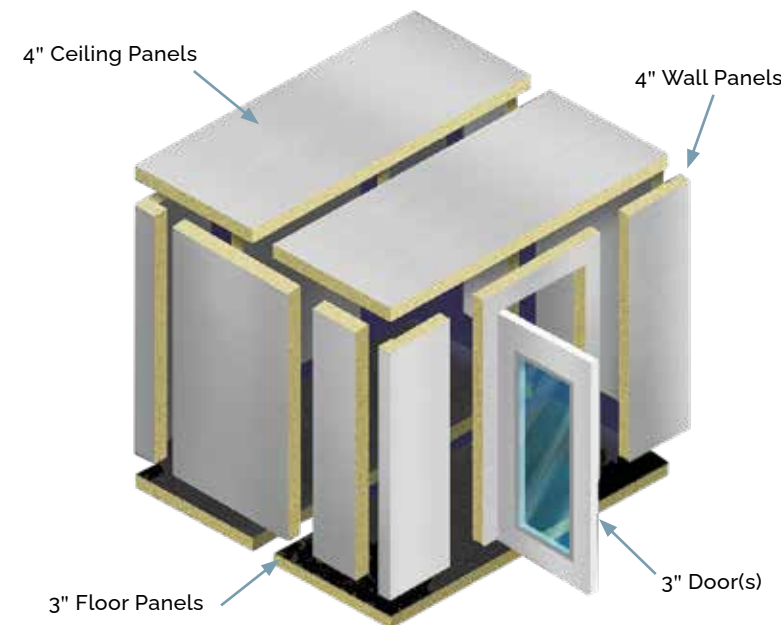
Located above entry and grab & go doors, the design is engineered to keep cold air in, warm air out, and to prevent bugs from entering.



### INTERIOR FINISH CUSTOMIZATION



Goldfusion offers a variety of finishes to match the vision of even the most discerning homeowner or designer. Interior panels come standard in food-grade 304 18-8 brushed stainless steel and are also available in eight powder-coated colors.



### COMMERCIAL AT ITS CORE: WALL, CEILING & FLOOR PANELS

The Qoldfusion Cold Pantry features 4 inch thick vertical wall and ceiling panels, offering an impressive R-value of 48. The 3 inch thick door & floor panels are insulated with polyurethane shot-in-place foam, ensuring robust thermal performance throughout the unit.





## QOLDFUSION FEATURES

### LED LIGHTING

Vibrant, seamless illumination. Elegant, flush-mounted interior lighting features scratch-resistant polycarbonate lenses and delivers crisp, balanced 5000K brilliance. Elevate the ambiance with optional RGB LED color lighting, customizable to your mood through the Qoldfusion Smartphone App.



## QOLDFUSION FEATURES

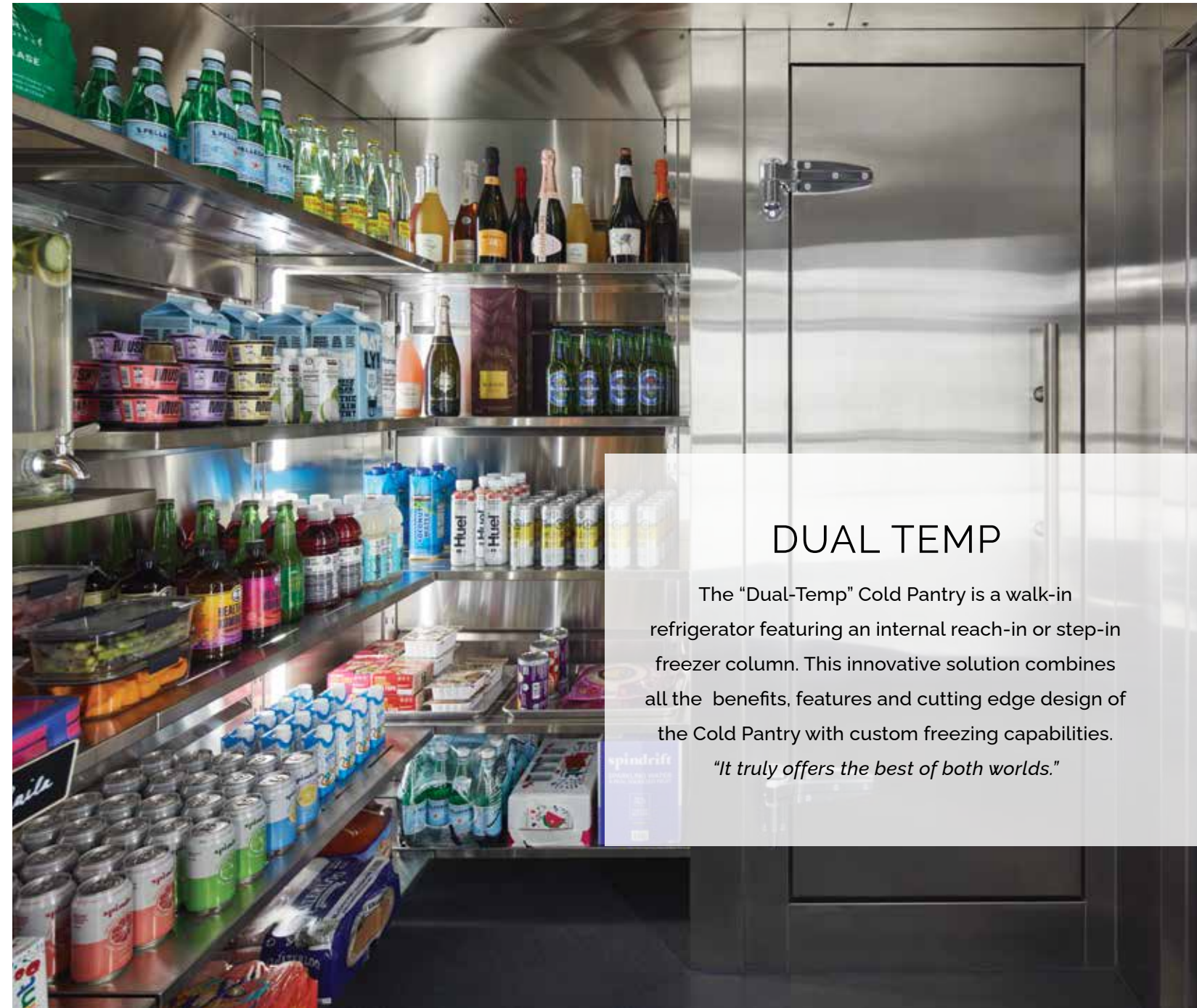
### SMART SLEEVE™

The Smart Sleeve™ allows the entrance door & optional reach-in door(s) to be popped out and flush with your exterior wall or cabinet faces. Custom sleeve depth is available depending on the thickness of the wall finish and the depth of the adjacent finished cabinet.



### PANTRY TAP CENTER

A sleek, modular tap system designed for the Cold Pantry exterior can dispense a variety of beverages, including beer, wine, kombucha, cold brew coffee and cider. The system can be installed with 1, 2, or 3 taps, and integrates seamlessly into any design.



### ENTRANCE DOOR THRESHOLD AND FLOOR

The integrated, heated door threshold forms a perfect thermal barrier from the adjoining space while ensuring effortless transition and comfort. A built-in spillage trough and a non-slip, fungi-resistant 3" insulated floor with an easy-to-clean surface combine performance with refined practicality.

### DUAL TEMP

The "Dual-Temp" Cold Pantry is a walk-in refrigerator featuring an internal reach-in or step-in freezer column. This innovative solution combines all the benefits, features and cutting edge design of the Cold Pantry with custom freezing capabilities. *"It truly offers the best of both worlds."*





Contact a Qoldfusion representative today  
at **888.276.8884** or **info@qoldfusion.com** to learn more about the  
coolest room in the house: **The Goldfusion Cold Pantry**

WARRANTY INFORMATION  
2 YEARS PARTS & LABOR, 6 YEARS ON THE COMPRESSOR/S  
& LIFETIME ON THE INSULATED PANELS.

# QOLDFUSION™

PROUDLY MANUFACTURED IN THE USA  
PATENTED



**QOLDFUSION.COM**

FOLLOW QOLDFUSION

