



# WALK-IN TO THE WORLD OF LUXURY COOLING

INTRODUCING  
THE WORLD'S FIRST LUXURY RESIDENTIAL  
WALK-IN COLD PANTRY

**QOLDFUSION**<sup>TM</sup>

MAKE ROOM FOR COOL



Shown: Goldfusion All Refrigerator Walk-In Cold Pantry



# REIMAGINED REFRIGERATION FOR THE HOME

With decades of combined experience in the commercial walk-in refrigeration industry, our team at Qoldfusion understood the cold truth about luxury home refrigeration: fresh and innovative thinking was going to be needed if we were to completely redesign and reimagine refrigeration for today's home.

Like no other manufacturer, we saw that home refrigeration needed to be just that — a key addition to the home and not just the kitchen. Our vision for the Cold Pantry is to deliver the ultimate walk-in paradise, one that stores all your cold provisions in a safe, quiet, well-organized and ultra luxurious environment. Options such as viewing windows, reach-in doors for quick outside access, a 1,2, or 3- faucet beverage tower on the exterior, and even an internal dry-aging locker only add to the luxury nature of this never-before available residential product.

Whether it's the Cold Pantry, Dual Temp (walk-in refrigerator with internal reach-in freezer column) or Freezer Pantry, there's a Qoldfusion model that will perfectly complement your lifestyle while offering all the convenience and efficiency of commercial refrigeration and freezing. Our team will walk you through from concept to completion including: custom design and drawings, professional installation and full maintenance – all with our turnkey, white glove service. Qoldfusion is the essence of luxury and the epitome of performance designed and constructed specifically for you.


*10 Standard Models, as well as Custom Sizes & Configurations available*

# YOU'LL NEVER LOOK AT HOME REFRIGERATION THE SAME WAY AGAIN



## STYLE

A Goldfusion luxury appliance is beautiful inside and out. Goldfusion offers striking stainless steel door panels or you can add your own custom overlay panels to complement any kitchen design or layout. Concealed fully-articulating hinges (*patent pending*) create seamless-flush integration into any luxury cabinetry or wall finish.



## INNOVATION

Qflow360™ Air Walls (*patent pending*) create hyper streams of air that are virtually undetectable on the body, yet distributes cold air rapidly and evenly throughout every cubic inch of the interior; for extended preservation of food. Refrigeration temperature adjustable from 34 °F to 39 °F, freezer temps from -2 °F to -15 °F.



## CONVENIENCE

Goldfusion allows you to organize everything in plain sight so the family can “grab and go” their favorite foods and beverages. Meal planning is easier and smarter when you can inventory all of your needs in one easy walk-in trip to the Cold Pantry, Dual Temp or Freezer Pantry.

## GOLDFUSION FEATURES

### rPOD™ REMOTE REFRIGERATION

Moves refrigeration noise, hum, vibration and heat outside and away from living space. Certified and engineered to operate in extreme high or sub zero temperatures and can be up to 250ft+ away from the pantry. All refrigerator pantries come with one (1) rPOD™ and Dual-temp comes with two (2).

### SMART SLEEVE™

The Smart Sleeve™ allows the entrance door & optional reach-in door(s) to be popped out and flush with your exterior wall or cabinet faces. Available custom-depth of sleeve will depend on thickness of wall finish and depth of adjacent finished cabinet.

### TFT TOUCH PAD & SMARTPHONE APP CONTROL

An illuminated TFT color touchscreen with easy UI (user interface) digital control of the pantry operating system. The Goldfusion Smartphone App allows full operation directly from your mobile device.





## EXCLUSIVE REFRIGERATED AIR CURTAIN/AIR DAM

Located above the entry and reach-in door openings and engineered to keep cold air in and warm air out (helps keep bugs out too).




## BEVERAGE DISPENSING

An add-on feature that can be built in to any pantry side exterior, consisting of 1, 2, or 3 tap faucets for dispensing beer, wine, kombucha and more.




## LED LIGHTING

Vibrant interior lighting with scratch-resistant, white translucent, polycarbonate defusing lenses delivers optimal illumination. Customize the overall mood with LED RGB colors, controlled by the Qoldfusion Smartphone App.



## INTERIOR FINISH CUSTOMIZATION

We offer a variety of finishes to match the vision of even the most discerning homeowner or designer. Interior panels come standard in food grade 304 18-8 brushed stainless steel, but are also available in eight powder-coated colors.



## ENTRANCE DOOR THRESHOLD

Integrated and heated threshold with spillage catch trough.





PROUDLY MANUFACTURED IN THE USA  
PATENT PENDING

Contact a Qoldfusion representative today at  
**info@qoldfusion.com** to learn more about the  
coolest room in the house: **The Qoldfusion Cold Pantry**



**QOLDFUSION**<sup>TM</sup>  
MAKE ROOM FOR COOL



TO LEARN MORE ABOUT THE WALK-IN RESIDENTIAL COLD PANTRY, VISIT **QOLDFUSION.COM**

FOLLOW QOLDFUSION

